

Old West Main & Upper Harbor Renewal Public Survey Summary

652
online surveys
completed
between
Aug 3 and Oct 9

Survey Questions

The survey asks respondents to prioritize goals and rate images of potential project elements.



TOP 4 PRIORITIES

by average ranking

1. More Parking
2. Diverse Mix of Businesses
3. Connection to Riverfront
4. Character and History

Respondents Relation to...

Old West Main ; 488 visit, 64 work on or near, 38 live on or near.

City of Red Wing ; 47 visit, 51 work in or near, 494 live in or near.

Frequency of visits to Old West Main; 301 weekly, 148 monthly, 96 daily, 46 a few times a year

Street Design Average Ratings Highest to Lowest


More Pedestrian Space

Enhanced Crosswalks

Dedicated Delivery Space

Dedicated Bike Lanes

Center Median



★★★★☆

★★★★☆

★★★★☆

★★★★☆

★★★★☆

Streetscape Features Average Ratings Highest to Lowest




Tree Plantings

Decorative Lighting

Public Art

Maps, Kiosk, Furnishings

Decorative Pavement



★★★★☆

★★★★☆

★★★★☆

★★★★☆

★★★★☆

Parking Options Average Ratings Highest to Lowest

On-Site Parking Lots

Angled Parking

Parking on Nearby Streets

Center of Street Parking

Parallel Parking



★★★★☆

★★★★☆

★★★★☆

★★★★☆

★★★★☆